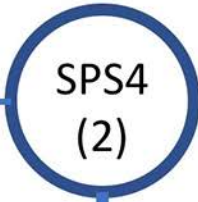
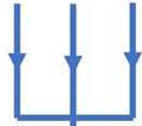


Sierra Lakes

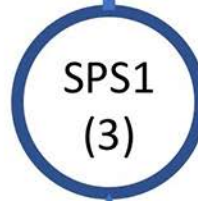
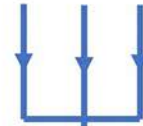
Sewer Collection System

COLLECTION

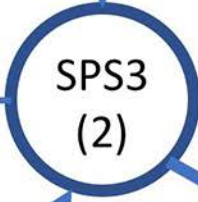
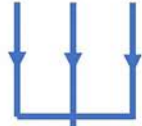


DSPUD
WASTEWATER
TREATMENT
PLANT

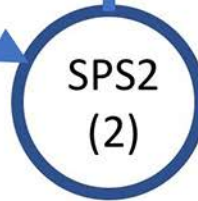
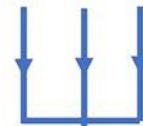
COLLECTION



COLLECTION



COLLECTION



Sewer Pumping Stations
move wastewater counter-
clockwise around the lakes.
Parentheses indicate the
number of pumps at each
SPS.



EMERGENCY
STORAGE